

**SKYE**  
ADVANCE



SKYE CREW & CADET 8500

**Skye 10 Series Lightweight Workboats**





# MADE TO WORK

SKYE 10 SERIES  
WORKBOAT 8500

**SKYE**  
ADVANCE



01	SkyeAdvance Introduction
02	Our People
03	Material Sourcing and Environmental Sustainability
04	Vessel Introduction
05	The Hull
06	The Deck
07	Propulsion and Performance Characteristics
08	General Particulars
09	Quality Assurance and Quality Control
10	Available Options
11	Quote



# 01

## SkyeAdvance Introduction

At [Skye Advance Africa](#), we are more than boat builders—we are drivers of progress, committed to delivering high-quality, custom-built workboats that serve Africa’s diverse maritime needs. From crew transfers and goods transportation to offshore services and fisheries, our vessels are designed for durability, efficiency, and long-term performance. Constructed using ISO-certified processes, DNV-class materials, and vacuum-infused composite technology, our boats meet the highest industry standards while ensuring operational excellence.

Guided by an “Africa First” ethos, we prioritize regional needs while fostering local talent through workforce development and skills training. Our approach integrates science and research to advance composite technology, offering tailored marine solutions to key markets including Angola, Malawi, Mozambique, and South Africa. Beyond manufacturing, we collaborate with local industries, government agencies, and private stakeholders to develop vessels that meet the evolving demands of Africa’s maritime sector. Whether facilitating safe and efficient offshore crew transportation, supporting sustainable fisheries, or optimizing inland and coastal logistics, every Skye Advance vessel is built with precision and purpose.

Welcome to [Skye Advance Africa](#)—where we don’t just build boats; we build solutions that shape the future of African maritime industries.

# 02

## Our People

At [Skye Advance Africa](#), we are committed to empowering young people by equipping them with valuable skills and meaningful career opportunities through the craft of boatbuilding. We recognize that many unemployed youth possess untapped potential, and we believe in creating pathways that allow them to discover their talents, refine their abilities, and develop new competencies.

Our hands-on training programs provide practical experience in marine craftsmanship, engineering, and industry-standard manufacturing techniques, ensuring that participants gain both technical expertise and a strong work ethic. By fostering skill development in a structured and supportive environment, we aim to enhance employability, promote self-sufficiency, and contribute to the long-term growth of the maritime industry.

Beyond technical skills, our initiative instills discipline, teamwork, and problem-solving abilities—essential qualities that prepare young individuals for sustainable careers. Through mentorship and real-world application, we bridge the gap between education and employment, equipping participants with the confidence and knowledge needed to thrive in the marine sector. At [Skye Advance Africa](#), we don't just build boats; we build futures.



# Mr. Ewen Niske - Founder & CEO

## Professional Overview

A Composite Process Engineer with over 30 years of experience in marine, wind energy, and cured-in-place pipe (CIPP) technologies, primarily in Scandinavia. Ewen specializes in Scandinavian marine technology and has an extensive background in superyacht, workboat, and wind turbine component manufacturing. As the leader behind the Skye 10 Series of workboats, he spearheads innovative small workboat solutions for Africa's maritime sector from Cape Town, South Africa.

### Key Roles & Expertise

- CEO, Skye Advance Africa Pty Ltd – Leads composite marine manufacturing, utilizing closed-system processes for lightweight, high-performance vessels with a focus on LEAN manufacturing and skills transfer.
- Founder & Chairman, Skye Holdings Group SA Pty Ltd & SIA Pty Ltd – Specializes in infrastructure rehabilitation, promoting composite solutions to African governments for pipeline restoration.
- Expert in Polymer Science & Composite Engineering – Applies advanced marine materials to workboat design and production.
- Research & Development Leadership – Led a CSIR & Department of Trade and Industry co-funded grant on composite workboat technology.
- Passionate Composite Boat Constructor – Focused on efficiency, durability, and sustainability in marine engineering.

Ewen Niske continues to drive composite innovation, marine technology, and infrastructure rehabilitation, shaping sustainable solutions for Africa's blue economy.



# 03


## Material Sourcing and Environmental Sustainability

At [Skye Advance Africa](#), we are committed to utilizing locally sourced materials, rigorously tested in our laboratories to ensure optimal mechanical performance, durability, and cost efficiency. Our advanced composite construction incorporates high-fiber content multiaxial ECR glass fiber, relative-density core sandwich structures, and high-grade Bisphenol A-based polymers, delivering exceptional strength and impact resistance that surpasses traditional aluminum structures.

Our core sandwich construction process involves precisely consolidating inner and outer skins under vacuum pressure, followed by controlled resin injection to achieve maximum structural integrity. This highly efficient manufacturing technique results in a lightweight yet exceptionally durable final product, ensuring longevity and reliability in demanding marine environments.

Composites offer significant advantages for marine applications, making them the preferred choice for high-performance vessels. Their lightweight nature and superior strength-to-weight ratio enhance efficiency, fuel economy, and overall performance. Unlike traditional materials, composites resist corrosion, withstand extreme conditions, and provide long-term structural integrity. Their design flexibility enables the creation of customized, high-performance solutions, seamlessly integrating varied materials and geometries to optimize strength, resilience, and functionality in a single structure. Through innovative engineering and precision manufacturing, [Skye Advance Africa](#) continues to set new standards in marine composite technology.








# 04

## Vessel Introduction

The [Skye Crew & Cadet 8500](#) workboat series addresses the shortage of off-port limit crew transfer and cadet training vessels in Africa, offering a scalable, revenue-generating solution. Designed for both established service providers and new market entrants, it provides a reliable gateway into Africa's growing offshore oil and gas sector. Built to ISO and international standards in Cape Town, South Africa, the SKYE 10 Series commercial workboats are fully container-shippable, ensuring seamless delivery anywhere in Africa with container access.

With a 9-meter LOA, the [Skye Crew & Cadet 8500](#) accommodates up to 12 cadets or crew members, along with a coxswain and trainer. Powered by single or twin engines, it is engineered for safety, durability, and passenger comfort. Customizable features include seating configurations, stand-up consoles, Bimini tops, full-length canopies, and optimized boarding platforms with integrated staircases and handrails. Operators can also enhance brand visibility through corporate color customization. Delivered within 90 days in a 40ft container, the [Skye Crew & Cadet 8500](#) is a valuable business asset that supports Africa's offshore industries while driving growth in the region's blue economy.



# 05

## The Hull

The *Skye Adventure 8500* hull is meticulously designed for efficiency, stability, and fuel economy, making it the ideal choice for inland, inshore, island, and nearshore adventure and sport fishing operations. With a 10° deadrise, it ensures a smooth, controlled ride while optimizing performance in diverse marine conditions. Constructed from high-quality, internationally tested materials, it incorporates up to 65% high-fiber content composites, vacuum-infused quadriaxial E-Glass, premium marine-grade polymers, and a reinforced core sandwich structure, delivering exceptional strength and durability.

Measuring 9.00 meters in length with a 2.35-meter beam, the hull is designed for superior maneuverability and handling across varying environments. Built to DNV class standards, it sets a new benchmark in modern marine engineering—built to last, made to work.





## Mr. Alex Bromley - Lead Designer

### Professional Overview

The Skye 10 Series Workboats are the result of a collaboration with [Bromley Marine Design](#) of Cape Town, South Africa. Leading the design is Alex Bromley, a talented marine designer from the Westlawn Institute of Marine Technology, who quickly understood our vision for a durable, modular, and easy-to-build vessel suited for Africa's needs. His expertise has been key in developing workboats that are both highly functional and visually refined.

Designed for resilience, modularity, and adaptability, these vessels are built to withstand Africa's demanding waterways. With interchangeable components inspired by Lego and Ikea, they allow for easy customization and maintenance. Our partnership with Bromley Maritime Design aims to transform Africa's workboat industry by delivering vessels for critical applications such as medical transport, emergency response, and improved access to education and healthcare. Constructed with eco-friendly materials, these boats also challenge the traditional perception of workboat aesthetics.

We highly recommend Alex Bromley and [Bromley Marine Design](#) for any marine project. Their technical expertise, innovation, and commitment to functional yet modern vessel design make them an invaluable partner in shaping the future of maritime solutions.



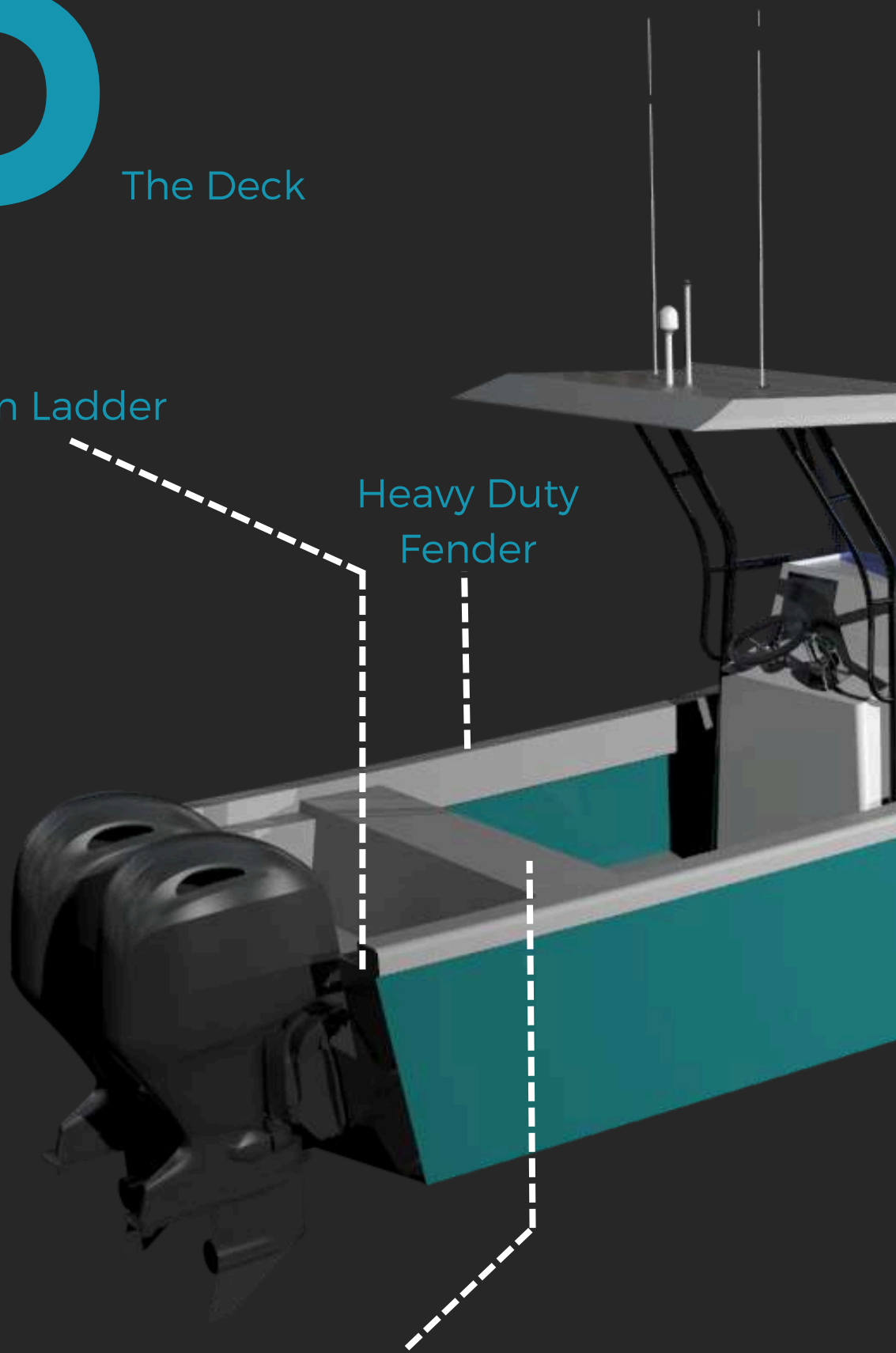
# 06

## The Deck

Swim Ladder

Heavy Duty  
Fender

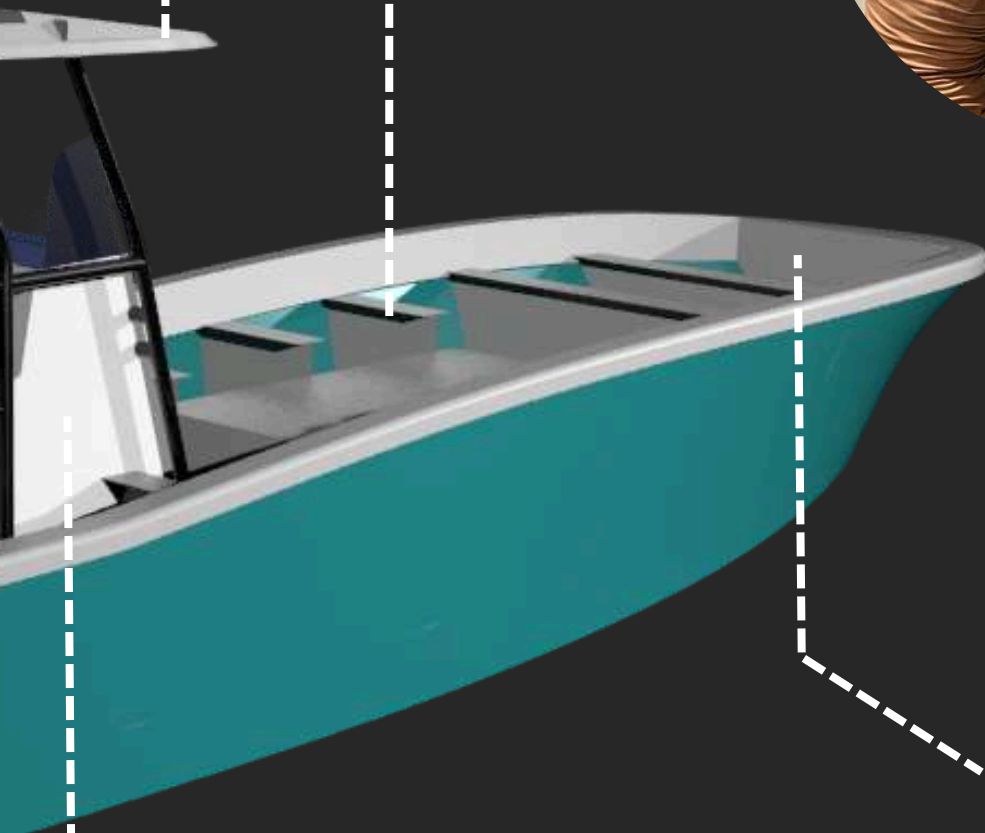
Aft Seating





Hard Top  
Bimini

Seating



Rubberized  
Deck

Ergonomic  
Helm



The [Skye Crew & Cadet 8500](#) is built for efficiency, comfort, and seamless crew and cadet transfer operations. Designed to accommodate up to 12 cadets or crew members and a coxswain, it features an aft, center, or forward console layout, ensuring unobstructed movement and maximizing workspace for safe and efficient onboarding of personnel and equipment.


Its ergonomic design allows easy access across the deck, optimizing operational efficiency for nearshore, inshore, and inland waters. Seating options include bench or jockey seats and bow seating, with or without vinyl padding, providing ergonomic support for extended trips. A bow storage locker offers ample space for essential equipment such as lifejackets.

To enhance comfort and usability, the [Skye Crew & Cadet 8500](#) features a stainless steel Bimini top for shade and protection, along with essential safety elements such as grab rails, modern navigation systems, a kill switch, automatic bilge pump, lifejackets, and a fire extinguisher. Built for durability, it includes a reinforced solid keel with an impact strip in stainless steel or high-density plastic, and a high-density rubber D-profile fender (110 x 100 mm, 20mm EPDM) with A4 stainless steel harnessing for maximum impact resistance. High-quality stainless steel fittings and a reinforced high-module transom provide exceptional strength against mechanical stresses. Designed for stability and versatility, it ensures a smooth and secure on-water experience for both professional and recreational use.





The [Skye Crew & Cadet 8500](#) is built for safety, durability, and passenger comfort, featuring a rubberized, non-slip deck that enhances stability and protection in all conditions. This surface minimizes the risk of slips and falls, ensuring secure footing for crew and passengers, while its impact-absorbing properties reduce fatigue and vibration for a more comfortable experience on long journeys. Resistant to wear, corrosion, and harsh marine environments, the deck also simplifies maintenance, ensuring long-term reliability. These features make the [Skye Crew & Cadet 8500](#) an ideal choice for transport, prioritizing safety and operational efficiency.






# 07

## Propulsion and Performance Characteristics

The [Skye Crew & Cadet 8500](#) is engineered for exceptional speed, fuel efficiency, and versatility, making it the ideal vessel for crew and cadet transfer operations. Powered by single or twin high-output four-stroke engines, a single 90 HP engine with a 1,900kg displacement achieves speeds of 27 knots, while larger twin engines can reach 38–40 knots, ensuring rapid transfers and agile maneuverability in both inland and coastal waters. With a lightweight displacement and a fuel capacity of up to 400 liters, it provides endurance and reliability for extended operations. Designed for stability, power, and operational excellence, the [Skye Crew & Cadet 8500](#) exemplifies modern marine composite engineering, delivering superior strength and vessel control in Africa's demanding offshore and nearshore environments.



At [Skye Advance Africa](#), propulsion and onboard electronics are now inseparable due to the extensive integration possibilities available in modern marine technology. As a result, our propulsion systems are carefully selected based on efficiency, reliability, seamless integration, and budget considerations, ensuring optimal performance and operational flexibility.

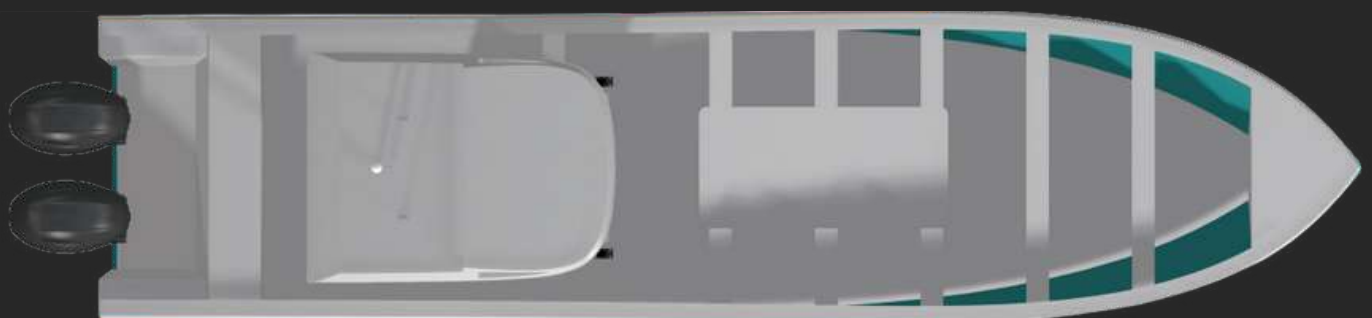
Recognizing that propulsion versatility is just as critical as vessel adaptability, our hulls are engineered to support a wide range of power configurations, accommodating both single and twin installations. This design approach allows for customized propulsion solutions, ensuring that each vessel is tailored to meet specific operational demands while maximizing performance, fuel efficiency, and longevity.

	Performance with Power Options	Max Speed Light Duty	Max Speed Full Load	Crusing Speed Full Load
Single Engine Petrol	1x90 Hp	27	15	12
	1x115 Hp	33	25	15
	1x200 Hp	35	25	18
Dual Engine Petrol	2x60 Hp	25	15	12
	2x90 Hp	35	25	22
	2x115 Hp	38	30	28
	2x150 Hp	38	32	32
Diesel Outboards	2x50 Hp	25	19	15
	1x300 Hp	38	32	30
<b>Electric Engine Options</b>				
	2x70 Hp	32	25	22
	2x150 Hp	38	32	28
	1x300 Hp	38	32	30
<b>Using Patent Closed Liquid Cooling and Axial Flux Permanent Magnet Motor</b>				

# 08

## General Particulars

LENGTH OVERALL	8.859 M	FUEL CAPACITY	400 L
LENGTH OF HULL	8.366 M	WATER CAPACITY	200 L
BEAM	2.35 M	BLACK WATER TANK CAPACITY	
DRAFT	0.3-0.5 M	POWER	90-250 Hp
DRY WEIGHT	1470 Kg	MAX SPEED (LIGHTSHIP)	27 KNOTS
FULL LOAD WEIGHT	3500 Kg	MAX ECONOMIC RANGE	Range Dependent on Engines and Operator
ENGINES	Outboard (90-250 Max)	CREW	2
CARGO CAPACITY	1.5-2 Tons	GUESTS	6-12







## Quality Assurance & Quality Control

At [Skye Advance Africa](#), we implement a rigorous and comprehensive approach throughout the entire boatbuilding process to ensure the highest standards of quality and craftsmanship. This brochure outlines the key steps in our process, with further details on each stage available in a separate document.

1. Quality Objectives
2. Quality Management System
3. Quality control Procedures
4. Quality Assurance Procedures
5. Internal Audits and management review
6. Continuous Improvement
7. Human Capital Development and management
8. Management responsibility
9. Allocation of resources and personnel
10. Quality System Management
11. Project Review and Proposal Submission
12. RFQ and Contractual Review
13. Proposal Preparation
14. Project Set up
15. Control of Project Documentation
16. Purchasing and Material Control & Requirements
17. Subcontracting requirements
18. Maintenance of Procurement Data
19. Product Identification and Traceability
20. Inspection and testing During Construction
21. Final Inspection and testing

# 10

## Available Options

Mark Desired Option  
for your Boat

SK8500 01	HDB Only: LOA 9 Meters (With engines) 8,368 m without engines. High module composite vaccum infused Hull, scantlings, Deck sole (Full) anchor locker and hatch. Deck Comings full length. Reinforced keel. Ral Color gelcoat 1 TONE. High load transom (No transom SS) Self draining deck. Buoyancy Bottles. Anchor Locker	
SK7500 01	HDB Only: LOA 7,75 Meters (With engines) 7,25 m without engines. High module composite vaccum infused Hull, scantlings, Deck sole (Full) anchor locker and hatch. Deck Comings full length. Reinforced keel. Ral Color gelcoat 1 TONE. High load transom (No transom SS) Self draining deck. Boyancy Bottles.	
SK6500 01	HDB Only: LOA 6,75 Meters (With engines) 6.250 m without engines. High module composite vaccum infused Hull, scantlings, Deck sole (Full) anchor locker and hatch. Deck Comings full length. Reinforced keel. Ral Color gelcoat 1 TONE. High load transom (No transom SS) Self draining dec . Boyancy Bottles.	

Seating Options		
SKYE 1001-9	Seating: Transversal 3 PAX with back rest: Removable format	
SKYE 1001-10	Seating: Forward settee 3 Pax arrangement permanent	
SKYE 1001-11	Seating: Aft 3 Pax	
SKYE 1001-12	Seating: Aft 6Pax	
SKYE 1001-13	Custom 2 Pax GRP seats with safety handrails for 6 pax/crew and under seat open storage shelves 500mm wide off deck.	
SKYE 1001-14	Removable reinforced Crew Seating, Custom 2 Pax GRP seats with safety handrails. Bolt on bolt off brackets for seat and deck location tapping plates	

SKYE 1001-15	Custom High strength custom 1 crew Jockey GRP seats with safety handrails and back rest for 1 crew and under seat storage, Grab Rail and Upholstery.	
--------------	--	--

Deck Modules		
SK2002-1	Console Stand up Open Format	
SK2002-2	Console Stand Up with Ptop and SS Work (No screen)	
SK2002-3	Console Stand Up with Ptop and SS Work (with screen)	
SK2002-4	Forward wheelhouse (Full beam Forward steering arrangement ) With screen & Ptop	
SK2002-5	Forward wheel house (Half beam Forward steering arrangement) with screen & Ptop	
SK2002-6	Forward wheelhouse (Full beam Forward steering arrangement) Screen and Full Hard top	
SK2002-7	Forward wheel house (Half beam Forward steering arrangement) Screen and Full Hard top	
SK2002-8	Storage locker forward with Hatch with drainage	
SK2002-9	Staircase Forward arrangement	
SK2002-10	Landing platform and staircase Midships (Pilot) with Hand safety hand rail.	
SK2002-11	Hard top Full length with mounting	
SK2002-12	Soft top removable Bimini (Stretch tent , Poles & Base)	

Rubber and EDPM		
SK3003-1	Fender strake 6mm x 25mm fitted EPDM	
SK3003-2	Fixed fender hull 60mm x 25mm x 1m x 3 sets: port and starboard	
SK3003-3	Fender strake 60mm x 60mm D profile EPDM	
SK3003-4	Fixed fender hull 60mm x 60mm x 1 meter x 3 sets: port and starboard	



SK3003-5	Robust heavy duty Rubber D fender 100mm x 100mm system on front of vessel, reducing to 80mm x 60mm heavy duty rubber D profile on aft section and 3x500mm vertical hull defenders with high load reinforcing and composite high load construction
SK3003-6	Rubberization of main deck work areas in 3mm EPDM High wear abrasion matting in Dotted or Checka format
SK3003-7	Coaming edge trim Pinch-weld PVC large

Stainless Steel and Aluminum Works	
SK4004-1	Stainless steel works: Keel strip 30mm x 5 mm, Set of 8 x 200 mm 8 (H) x 1000mm (L) High Quality Grab Rails in 32 mm SS, Set of 6 High quality Custom cleats in Stainless steel
SK4004-2	Radar arch system
SK4004-3	Engine protection Bar
SK4004-14	Transom Plate 400 x 360 3mm each
SK4004-15	Transom plate 400 x 400 x 6mm heavy duty commercial
SK4004-16	Pressurised 300l Fresh water system
SK4004-17	300 Litre Aluminium Built in fuel tank

Electrics	
SK5000-1	Electrics: LED Nav Lights, House Battery, Start Battery, Charge combiner, Switch Panel, Marine Grade cables, installation, Canopy Lighting LED, 2 water proof Work lights, Magnetic Compass, Bilge pump manual & automatic

SKYE 6000	Epoxy Primer (Hydrobarrier) and Anti foul
-----------	---

SKYE 7000	Handling and containerisation for shipping
-----------	--

SKYE 8000	Road Trailer 28ft 2,5-ton braked axel, with 16inch wheels, RWC, data dotting
-----------	--

SKYE 9000	Composite Boat Stand
-----------	----------------------


Engines and Motor	
SKYE 10000	Please refer to Propulsion and Performance Characteristics section (07) for engine options

Set: Seamanship / Safety:	
SKYE 11000	15kg anchor, 10-meter chain, 40-meter 16mm Polyester Rope, Mooring line 80 meter of 18mm, Cleats 4, Lifejackets x 8, Life ring x 1, 1,5kg DPC Fire extinguisher, Capsize canister, SART Transponder,

Radio & GPS	
SKYE 12000	Garmin Echo Map UHD 72 cv w/GT56UHD TM & ICOM M330G 25-watt VHF with antenna and Installation.

Optional Extras and Options	
SK 13000-1	Radar: Raymarine 20 Nm
SK 13000-3	Night Vision System Installation
SK 13000-4	LED Deck Lighting/Blue Courtesy Lights
SK 13000-5	Wireless Phone Charger/USB charge station at console
SK 13000-6	Work Lights High Power LED water proof
SK 13000-7	Search Lights
SK 13000-8	Marine Horn and PA System
SK 13000-9	Blue Tooth Audio System Fusion
SK 13000-10	Navigation system Upgrade
SK 13000-11	Synthetic EVA Teak deck Cover (Teak/Grey/Light Grey)
SK 13000-12	Soft Padding deck pads
SK 13000-13	Transom Wash off/Shower
SK 13000-14	Swim Ladder/Boarding platform, 3-tier telescopic ladder
SK 13000-16	Gunwale Braai / Barbecues
SK 13000-19	Anchor bollard
SK 13000-20	Bow roller
SK 13000-22	12 V Build In Fridge

## Choose your color



The Skye series offers full customization options, allowing you to tailor the boat's color to match your corporate identity, brand, or personal style. Whether for commercial operations, tourism, or private use, this customization ensures a cohesive and professional appearance, enhancing brand recognition and visual appeal on the water.

## Choose your Layout



The Skye series offers flexible layout and operational customization to meet your specific needs. Whether for cargo transport, passenger service, or specialized operations, the design can be tailored to enhance efficiency, functionality, and comfort, ensuring a seamless fit for your business or personal use.






## Quote

The quote for this boat will be provided on another, separate document upon request

### Contact Us:


 **South Africa: Skye Advance Africa Pty Ltd**

 [ewen@skyadvance.com](mailto:ewen@skyadvance.com)

 +27 79 160-7928


 **Malawi: Skye Advance Ltd**

 [chimango@skyeadvance.com](mailto:chimango@skyeadvance.com)

 +265 998 11 13 30  
+265 888 30 00 88


 **Angola: Glen Faure Group companies**

 [glen@gfgc.co.za](mailto:glen@gfgc.co.za)

 +244 937 127 077  
+27 73 202 0855

 **Mozambique: Gozo Azul Marine**

 [Info@gozoazulmarine.com](mailto:Info@gozoazulmarine.com)

 +258 843 39 29 10

**SKYE**  
ADVANCE