

SKYE
ADVANCE



SKYE ADVENTURE 8500

Skye 10 Series Lightweight Workboats



MADE TO WORK

SKYE 10 SERIES
WORKBOAT 8500

SKYE
ADVANCE



01	SkyeAdvance Introduction
02	Our People
03	Material Sourcing and Environmental Sustainability
04	Vessel Introduction
05	The Hull
06	The Deck
07	Propulsion and Performance Characteristics
08	General Particulars
09	Quality Assurance and Quality Control
10	Available Options
11	Quote

01

SkyeAdvance Introduction

At [Skye Advance Africa](#), we are more than boat builders—we are drivers of progress, committed to delivering high-quality, custom-built workboats that serve Africa’s diverse maritime needs. From crew transfers and goods transportation to offshore services and fisheries, our vessels are designed for durability, efficiency, and long-term performance. Constructed using ISO-certified processes, DNV-class materials, and vacuum-infused composite technology, our boats meet the highest industry standards while ensuring operational excellence.

Guided by an “Africa First” ethos, we prioritize regional needs while fostering local talent through workforce development and skills training. Our approach integrates science and research to advance composite technology, offering tailored marine solutions to key markets including Angola, Malawi, Mozambique, and South Africa. Beyond manufacturing, we collaborate with local industries, government agencies, and private stakeholders to develop vessels that meet the evolving demands of Africa’s maritime sector. Whether facilitating safe and efficient offshore crew transportation, supporting sustainable fisheries, or optimizing inland and coastal logistics, every Skye Advance vessel is built with precision and purpose.

Welcome to [Skye Advance Africa](#)—where we don’t just build boats; we build solutions that shape the future of African maritime industries.

02

Our People

At [Skye Advance Africa](#), we are committed to empowering young people by equipping them with valuable skills and meaningful career opportunities through the craft of boatbuilding. We recognize that many unemployed youth possess untapped potential, and we believe in creating pathways that allow them to discover their talents, refine their abilities, and develop new competencies.

Our hands-on training programs provide practical experience in marine craftsmanship, engineering, and industry-standard manufacturing techniques, ensuring that participants gain both technical expertise and a strong work ethic. By fostering skill development in a structured and supportive environment, we aim to enhance employability, promote self-sufficiency, and contribute to the long-term growth of the maritime industry.

Beyond technical skills, our initiative instills discipline, teamwork, and problem-solving abilities—essential qualities that prepare young individuals for sustainable careers. Through mentorship and real-world application, we bridge the gap between education and employment, equipping participants with the confidence and knowledge needed to thrive in the marine sector. At [Skye Advance Africa](#), we don't just build boats; we build futures.



Mr. Ewen Niske - Founder & CEO

Professional Overview

A Composite Process Engineer with over 30 years of experience in marine, wind energy, and cured-in-place pipe (CIPP) technologies, primarily in Scandinavia. Ewen specializes in Scandinavian marine technology and has an extensive background in superyacht, workboat, and wind turbine component manufacturing. As the leader behind the Skye 10 Series of workboats, he spearheads innovative small workboat solutions for Africa's maritime sector from Cape Town, South Africa.

Key Roles & Expertise

- CEO, Skye Advance Africa Pty Ltd – Leads composite marine manufacturing, utilizing closed-system processes for lightweight, high-performance vessels with a focus on LEAN manufacturing and skills transfer.
- Founder & Chairman, Skye Holdings Group SA Pty Ltd & SIA Pty Ltd – Specializes in infrastructure rehabilitation, promoting composite solutions to African governments for pipeline restoration.
- Expert in Polymer Science & Composite Engineering – Applies advanced marine materials to workboat design and production.
- Research & Development Leadership – Led a CSIR & Department of Trade and Industry co-funded grant on composite workboat technology.
- Passionate Composite Boat Constructor – Focused on efficiency, durability, and sustainability in marine engineering.

Ewen Niske continues to drive composite innovation, marine technology, and infrastructure rehabilitation, shaping sustainable solutions for Africa's blue economy.




03

Material Sourcing and Environmental Sustainability

At [Skye Advance Africa](#), we are committed to utilizing locally sourced materials, rigorously tested in our laboratories to ensure optimal mechanical performance, durability, and cost efficiency. Our advanced composite construction incorporates high-fiber content multiaxial ECR glass fiber, relative-density core sandwich structures, and high-grade Bisphenol A-based polymers, delivering exceptional strength and impact resistance that surpasses traditional aluminum structures.

Our core sandwich construction process involves precisely consolidating inner and outer skins under vacuum pressure, followed by controlled resin injection to achieve maximum structural integrity. This highly efficient manufacturing technique results in a lightweight yet exceptionally durable final product, ensuring longevity and reliability in demanding marine environments.

Composites offer significant advantages for marine applications, making them the preferred choice for high-performance vessels. Their lightweight nature and superior strength-to-weight ratio enhance efficiency, fuel economy, and overall performance. Unlike traditional materials, composites resist corrosion, withstand extreme conditions, and provide long-term structural integrity. Their design flexibility enables the creation of customized, high-performance solutions, seamlessly integrating varied materials and geometries to optimize strength, resilience, and functionality in a single structure. Through innovative engineering and precision manufacturing, [Skye Advance Africa](#) continues to set new standards in marine composite technology.




04

Vessel Introduction

The [Skye Adventure 8500](#) addresses the demand for lightweight, high-end adventure and sports fishing vessels in Africa, offering a scalable, revenue-generating solution. Ideal for both established operators and new startups, this 9-meter vessel is custom-built to client specifications, including layout and color scheme, making it a unique choice for boating enthusiasts. Built to ISO and international standards in Cape Town, South Africa, it is fully container-shippable, ensuring seamless delivery across the continent.

Accommodating 6-8 adventurers and 2 crew, the [Skye Adventure 8500](#) is powered by single or twin engines and designed for safety, durability, and comfort. It offers customizable features such as settee seating, walk-around stand-up consoles, Bimini tops, fish and ice boxes, and an aft deck optimized for fishing, diving, or watersports. Additional options include full-length canopies and boarding platforms with integrated staircases and handrails. With corporate color customization available, this vessel enhances brand visibility and is delivered within 90 days in a 40ft container. The [Skye Adventure 8500](#) is more than just a boat—it's a valuable business asset driving Africa's blue economy and supporting sustainable tourism, fishing, and adventure.



05

The Hull

The *Skye Adventure 8500* hull is meticulously designed for efficiency, stability, and fuel economy, making it the ideal choice for inland, inshore, island, and nearshore adventure and sport fishing operations. With a 10° deadrise, it ensures a smooth, controlled ride while optimizing performance in diverse marine conditions. Constructed from high-quality, internationally tested materials, it incorporates up to 65% high-fiber content composites, vacuum-infused quadriaxial E-Glass, premium marine-grade polymers, and a reinforced core sandwich structure, delivering exceptional strength and durability.

Measuring 9.00 meters in length with a 2.35-meter beam, the hull is designed for superior maneuverability and handling across varying environments. Built to DNV class standards, it sets a new benchmark in modern marine engineering—built to last, made to work.



Mr. Alex Bromley - Lead Designer

Professional Overview

The Skye 10 Series Workboats are the result of a collaboration with [Bromley Marine Design](#) of Cape Town, South Africa. Leading the design is Alex Bromley, a talented marine designer from the Westlawn Institute of Marine Technology, who quickly understood our vision for a durable, modular, and easy-to-build vessel suited for Africa's needs. His expertise has been key in developing workboats that are both highly functional and visually refined.

Designed for resilience, modularity, and adaptability, these vessels are built to withstand Africa's demanding waterways. With interchangeable components inspired by Lego and Ikea, they allow for easy customization and maintenance. Our partnership with Bromley Maritime Design aims to transform Africa's workboat industry by delivering vessels for critical applications such as medical transport, emergency response, and improved access to education and healthcare. Constructed with eco-friendly materials, these boats also challenge the traditional perception of workboat aesthetics.

We highly recommend Alex Bromley and [Bromley Marine Design](#) for any marine project. Their technical expertise, innovation, and commitment to functional yet modern vessel design make them an invaluable partner in shaping the future of maritime solutions.



06

The Deck

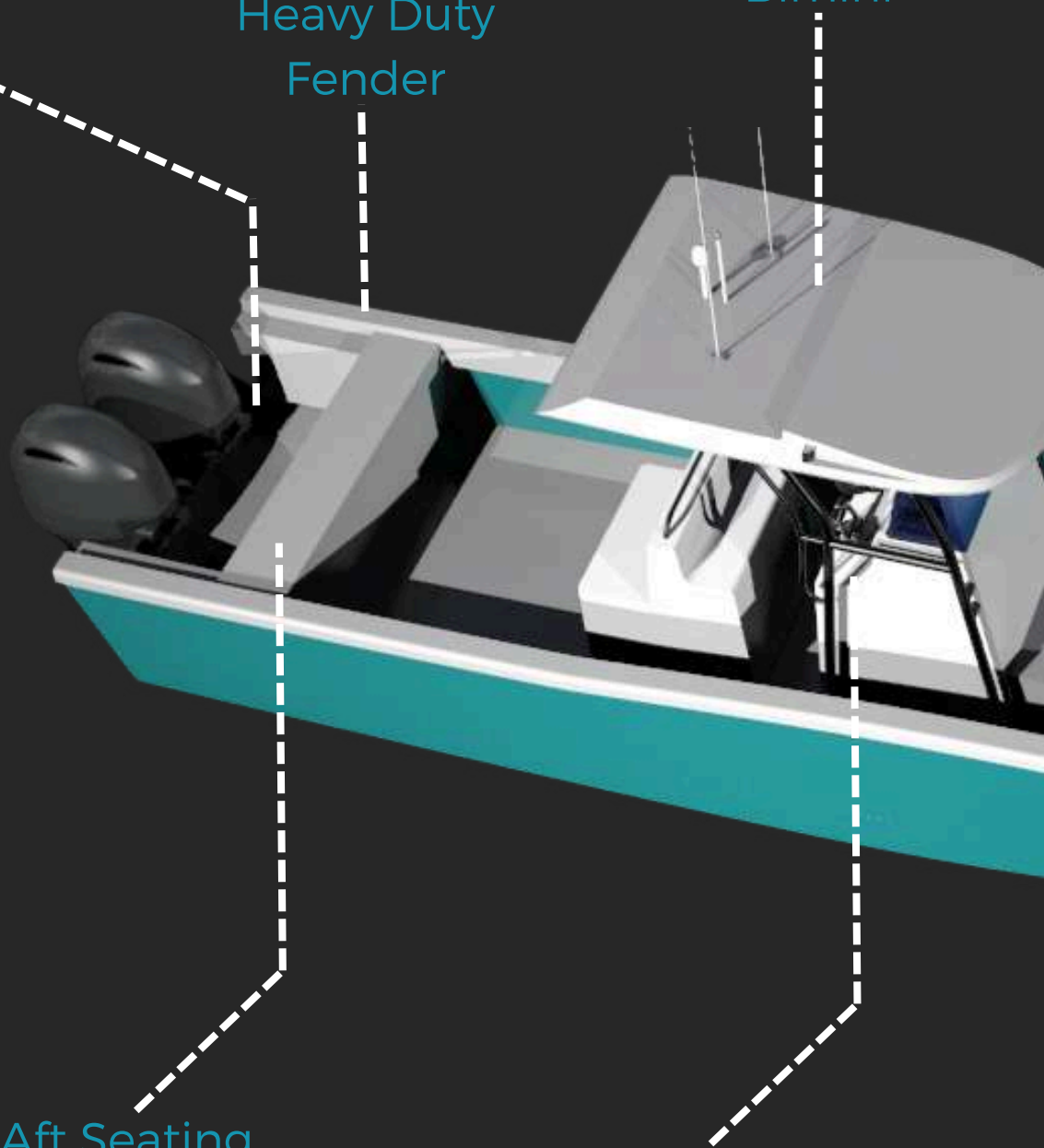
Swim Ladder

Heavy Duty
Fender

Hard Top
Bimini

Aft Seating


Ergonomic
Helm





Seating

Bow Seating



Storage/
Ice Box

Rubberized
Deck


The [Skye Adventure 8500](#) is designed for efficiency and comfort, accommodating 6-8 passengers and 2 crew. With an aft or center console layout and a hard or soft-top Bimini, it ensures clear visibility, easy movement, and ample workspace for fishing. Custom seating includes an aft console arrangement for four and a foredeck settee for 3-5. Tailored to client needs, the aft console module features live bait boxes, a freshwater wash-off area, and a bait board for enhanced functionality.

Ergonomically designed for seamless deck access, the vessel optimizes operational efficiency across nearshore, inshore, and inland waters. The spacious deck layout offers high gunwale sides for safety, a centrally positioned ice fish box, and extensive under-deck storage for water, fuel, and gear. Purpose-built for adventure and sport fishing, the Skye Adventure 8500 combines practical features with superior design, ensuring a high-performance experience on the water.

The Skye Adventure 8500 is designed for enhanced comfort, safety, and usability. It features a stainless steel Bimini top for shade and protection, along with essential safety components such as grab rails, modern navigation systems, a kill switch, automatic bilge pump, lifejackets, and a fire extinguisher. Engineered for durability, it includes a reinforced solid keel with an impact strip in stainless steel or high-density plastic, as well as a high-density rubber D-profile fender (110 x 100 mm, 20mm EPDM) with A4 stainless steel harnessing for maximum impact resistance. High-quality stainless steel fittings and a reinforced high-module transom provide superior strength and resilience against mechanical stresses. Designed for stability and versatility, the Skye Adventure 8500 delivers a smooth, secure, and high-performance experience for both professional and recreational use.




The [Skye Adventure 8500](#) is designed for superior safety, durability, and passenger comfort. Its rubberized, non-slip deck enhances stability and protection in all conditions, minimizing the risk of slips and falls while ensuring secure footing for crew and passengers. The impact-absorbing properties reduce fatigue and vibration, providing a smoother, more comfortable experience on extended fishing trips. Built to withstand wear, corrosion, and harsh marine environments, the deck is low-maintenance and ensures long-term reliability. These features make the [Skye Adventure 8500](#) the ideal vessel for adventure and sports fishing, delivering exceptional safety, comfort, and operational efficiency.



07

Propulsion and Performance Characteristics

The [Skye Adventure 8500](#) delivers exceptional speed, efficiency, and versatility, making it the ultimate choice for sport fishing, adventure, and offshore excursions. Powered by twin high-output four-stroke engines, it reaches speeds of up to 38 knots, ensuring agile maneuverability and rapid response in both inland and coastal waters. With a robust displacement and a 400-liter fuel capacity, it offers endurance and reliability for extended fishing trips and offshore expeditions. Designed for stability, power, and peak performance, the [Skye Adventure 8500](#) exemplifies modern marine engineering, delivering unmatched speed, control, and durability for the most demanding fishing and adventure experiences.



At [Skye Advance Africa](#), propulsion and onboard electronics are now inseparable due to the extensive integration possibilities available in modern marine technology. As a result, our propulsion systems are carefully selected based on efficiency, reliability, seamless integration, and budget considerations, ensuring optimal performance and operational flexibility.

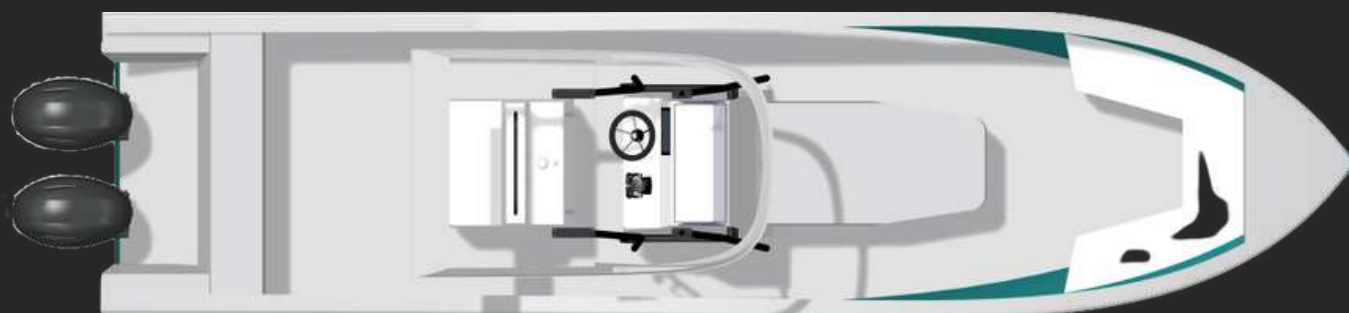
Recognizing that propulsion versatility is just as critical as vessel adaptability, our hulls are engineered to support a wide range of power configurations, accommodating both single and twin installations. This design approach allows for customized propulsion solutions, ensuring that each vessel is tailored to meet specific operational demands while maximizing performance, fuel efficiency, and longevity.

	Performance with Power Options	Max Speed Light Duty	Max Speed Full Load	Crusing Speed Full Load
Single Engine Petrol	1x90 Hp	27	15	12
	1x115 Hp	33	25	15
	1x200 Hp	35	25	18
Dual Engine Petrol	2x60 Hp	25	15	12
	2x90 Hp	35	25	22
	2x115 Hp	38	30	28
	2x150 Hp	38	32	32
Diesel Outboards	2x50 Hp	25	19	15
	1x300 Hp	38	32	30
Electric Engine Options				
	2x70 Hp	32	25	22
	2x150 Hp	38	32	28
	1x300 Hp	38	32	30
Using Patent Closed Liquid Cooling and Axial Flux Permanent Magnet Motor				

08

General Particulars

LENGTH OVERALL	8.859 M	FUEL CAPACITY	400 L
LENGTH OF HULL	8.366 M	WATER CAPACITY	200 L
BEAM	2.35 M	BLACK WATER TANK CAPACITY	
DRAFT	0.3-0.5 M	POWER	90-250 Hp
DRY WEIGHT	1450 Kg	MAX SPEED (LIGHTSHIP)	38 KNOTS
FULL LOAD WEIGHT	3500 Kg	MAX ECONOMIC RANGE	Range Dependent on Engines and Operator
ENGINES	Outboard	CREW	2
CARGO CAPACITY	1.5-2 Tons	GUESTS	10





Quality Assurance & Quality Control

At [Skye Advance Africa](#), we implement a rigorous and comprehensive approach throughout the entire boatbuilding process to ensure the highest standards of quality and craftsmanship. This brochure outlines the key steps in our process, with further details on each stage available in a separate document.

1. Quality Objectives
2. Quality Management System
3. Quality control Procedures
4. Quality Assurance Procedures
5. Internal Audits and management review
6. Continuous Improvement
7. Human Capital Development and management
8. Management responsibility
9. Allocation of resources and personnel
10. Quality System Management
11. Project Review and Proposal Submission
12. RFQ and Contractual Review
13. Proposal Preparation
14. Project Set up
15. Control of Project Documentation
16. Purchasing and Material Control & Requirements
17. Subcontracting requirements
18. Maintenance of Procurement Data
19. Product Identification and Traceability
20. Inspection and testing During Construction
21. Final Inspection and testing

10

Available Options

Mark Desired Option
for your Boat

SK8500 01	HDB Only: LOA 9 Meters (With engines) 8,368 m without engines. High module composite vaccum infused Hull, scantlings, Deck sole (Full) anchor locker and hatch. Deck Comings full length. Reinforced keel. Ral Color gelcoat 1 TONE. High load transom (No transom SS) Self draining deck. Buoyancy Bottles. Anchor Locker	
SK7500 01	HDB Only: LOA 7,75 Meters (With engines) 7,25 m without engines. High module composite vaccum infused Hull, scantlings, Deck sole (Full) anchor locker and hatch. Deck Comings full length. Reinforced keel. Ral Color gelcoat 1 TONE. High load transom (No transom SS) Self draining deck. Boyancy Bottles.	
SK6500 01	HDB Only: LOA 6,75 Meters (With engines) 6.250 m without engines. High module composite vaccum infused Hull, scantlings, Deck sole (Full) anchor locker and hatch. Deck Comings full length. Reinforced keel. Ral Color gelcoat 1 TONE. High load transom (No transom SS) Self draining dec . Boyancy Bottles.	

Seating, Deck and Layout Options		
SKYE 1001-1	Seating: Forward setee 3 Pax arrangement permanent	
SK2002-16	Adventure series Custom Composite Multipurpose Module with 2 Forward and 2 Aft seating arrangement, live bait box and working surfaces. Position behind console. Fully customisable. Excluding stainless steel works and fittings: client supplied an selected	
SK2002-14	Center fish box arrangement deep to bilge	
SK2002-3	Console Stand Up with Top and SS Work (with screen)	

Rubber and EDPM	
SK3003-1	Fender strake 6mm x 25mm fitted EPDM
SK3003-2	Fixed fender hull 60mm x 25mm x 1m x 3 sets: port and starboard
SK3003-3	Fender strake 60mm x 60mm D profile EPDM
SK3003-4	Fixed fender hull 60mm x 60mm x 1 meter x 3 sets: port and starboard
SK3003-5	Robust heavy duty Rubber D fender 100mm x 100mm system on front of vessel, reducing to 80mm x 60mm heavy duty rubber D profile on aft section and 3x500mm vertical hull defenders with high load reinforcing and composite high load construction
SK3003-6	Rubberization of main deck work areas in 3mm EPDM High wear abrasion matting in Dotted or Checka format
SK3003-7	Coaming edge trim Pinch-weld PVC large


Stainless Steel and Aluminum Works	
SK4004-1	Stainless steel works: Keel strip 30mm x 5 mm, Set of 8 x 200 mm 8 (H) x 1000mm (L)High Quality Grab Rails in 32 mm SS, Set of 6 High quality Custom cleats in Stainless steel
SK4004-2	Radar arch system
SK4004-3	Engine protection Bar
SK4004-14	Transom Plate 400 x 360 3mm each
SK4004-15	Transom plate 400 x 400 x 6mm heavy duty commercial
SK4004-16	Pressurised 300l Fresh water system
SK4004-17	300 Litre Aluminium Built in fuel tank

Electrics	
SK5000-1	Electrics: LED Nav Lights, House Battery, Start Battery, Charge combiner, Switch Panel, Marine Grade cables, installation, Canopy Lighting LED, 2 water proof Work lights, Magnetic Compass, Bilge pump manual & automatic

SKYE 6000	Epoxy Primer (Hydrobarrier) and Anti foul	
SKYE 7000	Handling and containerisation for shipping	
SKYE 8000	Road Trailer 28ft 2,5-ton braked axel, with 16inch wheels, RWC, data dotting	
SKYE 9000	Composite Boat Stand	
Engines and Motor		
SKYE 10000	Please refer to Propulsion and Performance Characteristics section (07) for engine options	
Set: Seamanship / Safety:		
SKYE 11000	15kg anchor, 10-meter chain, 40-meter 16mm Polyester Rope, Mooring line 80 meter of 18mm, Cleats 4, Lifejackets x 8, Life ring x 1, 1,5kg DPC Fire extinguisher, Capsize canister, SART Transponder,	
Radio & GPS		
SKYE 12000	Garmin Echo Map UHD 72 cv w/GT56UHD TM & ICOM M330G 25-watt VHF with antenna and Installation.	
Optional Extras and Options		
SK 13000-1	Radar: Raymarine 20 Nm	
SK 13000-3	Night Vision System Installation	
SK 13000-4	LED Deck Lighting/Blue Courtesy Lights	
SK 13000-5	Wireless Phone Charger/USB charge station at console	
SK 13000-6	Work Lights High Power LED water proof	
SK 13000-7	Search Lights	
SK 13000-8	Marine Horn and PA System	
SK 13000-9	Blue Tooth Audio System Fusion	
SK 13000-10	Navigation system Upgrade	
SK 13000-11	Synthetic EVA Teak deck Cover (Teak/Grey/Light Grey)	

SK 13000-12	Soft Padding deck pads	
SK 13000-13	Transom Wash off/Shower	
SK 13000-14	Swim Ladder/Boarding platform, 3-tier telescopic ladder	
SK 13000-16	Gunwale Braai / Barbecues	
SK 13000-19	Anchor bollard	
SK 13000-20	Bow roller	
SK 13000-22	12 V Build In Fridge	

Choose your Color



The Skye series offers full customization options, allowing you to tailor the boat's color to match your corporate identity, brand, or personal style. Whether for commercial operations, tourism, or private use, this customization ensures a cohesive and professional appearance, enhancing brand recognition and visual appeal on the water.

Choose your Layout



The Skye series offers flexible layout and operational customization to meet your specific needs. Whether for cargo transport, passenger service, or specialized operations, the design can be tailored to enhance efficiency, functionality, and comfort, ensuring a seamless fit for your business or personal use.




Quote

The quote for this boat will be provided on another, separate document upon request

Contact Us:


 **South Africa: Skye Advance Africa Pty**

 ewen@skyadvance.com

 +27 79 160-7928


 **Malawi: Skye Advance Ltd Malawi**

 chimango@skyeadvance.com

 +265 998 11 13 30
+265 888 30 00 88

 **Angola: Glen Faure Group companies**

 glen@gfgc.co.za

 +244 937 127 077
+27 73 202 0855

 **Mozambique: Gozo Azul Marine**

 Info@gozoazulmarine.com

 +258 843 39 29 10

SKYE
ADVANCE